

Getting Started Guide

Last Modified on 15/04/2025 4:54 pm EDT

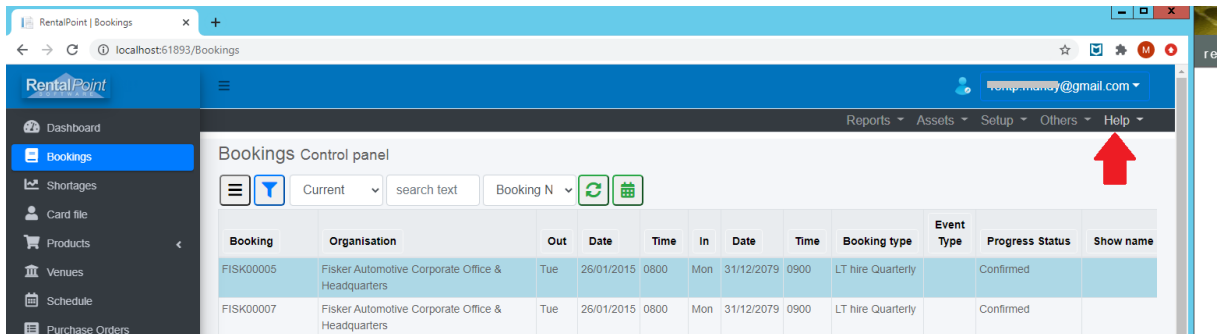
Our team is committed to simplifying the daily management of your event driven rentals. On that note, we've listed a few areas below that you should set up before diving into recording bookings with RentalPoint Software.

RentalPoint is a web-based application that works in your web browser, as such no software installation is needed! You can access RentalPoint from any device with both an internet connection and modern browser support. Simply click (or paste) the link provided into your web browser and log in! For best performance, ensure you are using a mainstream browser (MS Edge, Chrome, FireFox, Safari) with cookies and JavaScript enabled.

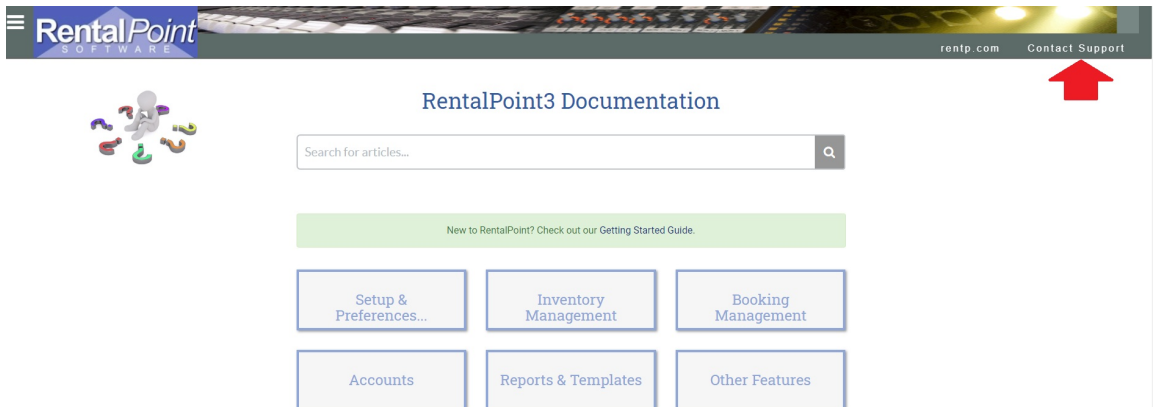
Before you start

The following resources are available to assist you in navigating RentalPoint:

- **Search our knowledge base** to learn how features work. No login required!
- You can also access our knowledge base from the Help link on the top menu bar of RentalPoint Software



- Reach a member of the **RentalPoint Team** :
 - Via the Contact Support link on <https://rentalpoint3.knowledgeowl.com/help>



- Via email: support@rentp.com
- Via phone:
 - North America (EST) : **+1 (613) 377-7444** (or **+1 888-591-1962**)
 - United Kingdom (GMT) Toll Free : **0808-134-8403** (or use the North America phone options after 2pm GMT)
 - Australia (AEST): **0407-541-290**

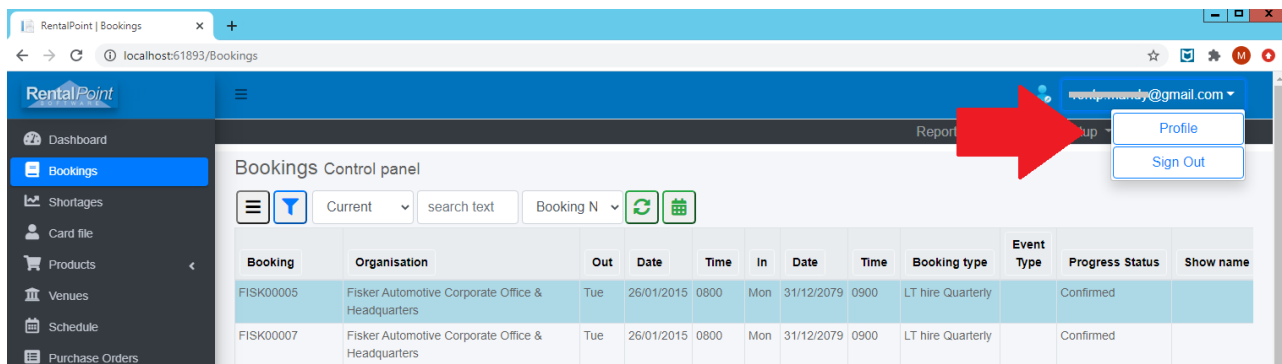
Account Access

On completion of your enrolment, you will be provided with login credentials and a web link to access your account.

Simply click the link (or paste it into your browser) and follow the prompts to log into your account. You can customize your profile from the dropdown under your username. See Fig 1.1 below.

Access to the various software options is driven by Operator Privileges as set out by your RentalPoint System Administrator (i.e. the person in your company that decides who has access to what in RentalPoint). As a System Administrator, you can opt to tackle operator privileges and user accounts at a later stage, once the system is set up and ready for use <more information on Operator Privileges>

Fig 1.1



Pricing Schemes

RentalPoint uses **Pricing Parameters** to offer various rental inventory pricing options. Our Implementation Specialists are available to assist in will assist in setting up your pricing parameters tailored to how you currently price your products for rental. Please contact support@rentp.com for assistance.

Locations

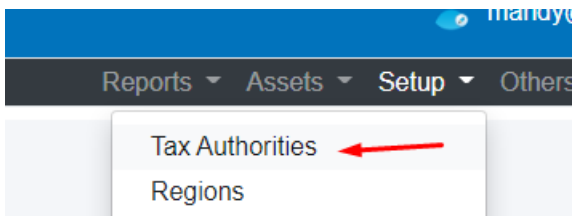
Locations are useful to track inventory, revenue and bookings moving in and out of different warehouse locations. An upgraded license is required to use this feature. **Here's how it works.....**

Inventory Tree

When you first subscribe to RentalPoint, our Implementation Specialist will assist with importing your inventory from Excel if desired. Our detailed **Inventory Setup Guide** will explain inventory structure, manual setup and maintenance of your inventory.

Tax Authorities

The **Tax Authorities section of RentalPoint** helps you maintain all the taxes used throughout the system.

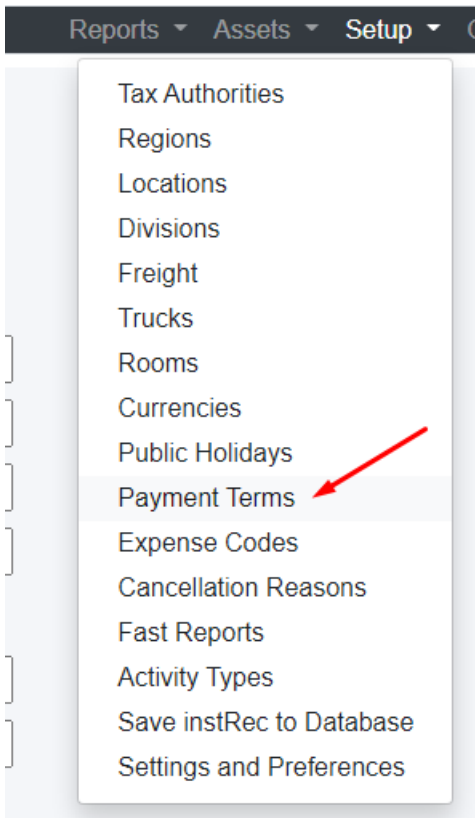


Payment Terms

Payment Terms identify the payment intervals for customer accounts. Once created, payment terms can be used for any customer or booking. RentalPoint offers a default setup of 4 account types:

- Cash on delivery
- Cash on return
- 7/14 day account
- 30 day account

If these terms are not to your requirements, click the Payment Terms option in the setup menu to add your own custom terms.



Setup Payment Terms

Show 10 entries Search:

#	Payment Term Name	Days Net	Action
1	Cash on delivery	0	
2	Cash on return	0	
3	7/14 day account	7	
4	30 day account	30	
5	90 Day	90	

Showing 1 to 5 of 5 entries Previous 1 Next

[Add New](#)

- Add new payment terms
- Edit existing terms (Existing payment terms you can be modified but not deleted - since they may be in use on current customer accounts/bookings)
- Toggle ON for Cash Only terms - the line will turn green
- Toggle ON for Account terms - the line will stay black

The payment term is used against the customer account type when setting up customer details

Name & Address

Customer Code: WATBUS Hide/Disabled

Name: Waterloo Business Solutions
2255 Dundas Street West

Country: Mississauga, Canada State: Ontario, Post code: L5K 1R6

Email & Web:

Customer Type: Customer Vendor

Financials

Currency: USD - American Dollar

Rental Price Set: Standard price

Sales Price Customer Pays: Retail price

Insurance: None

Account Manager: Select

Tax Details

Tax Exempt

CHI No.

Tax Authority #1: NYC Sales

Tax Authority #2: CHi Tax

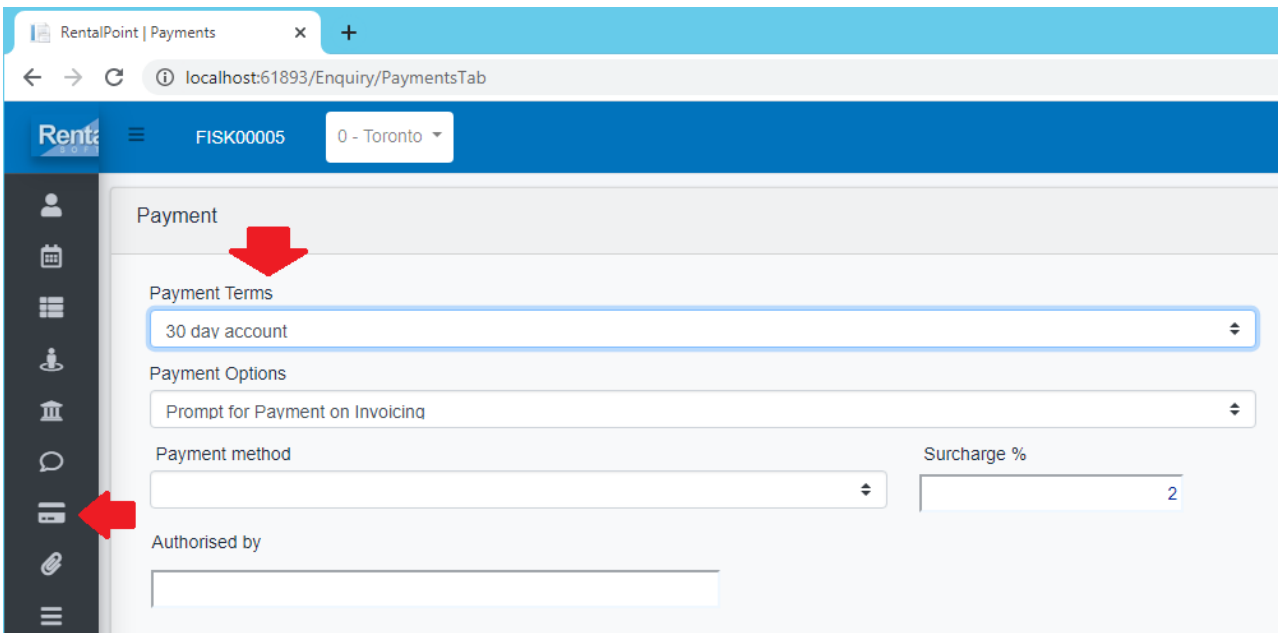
Credit Status

Credit Limit: 10000

Account type: * Cash on delivery

Allow Stop: Allow credit

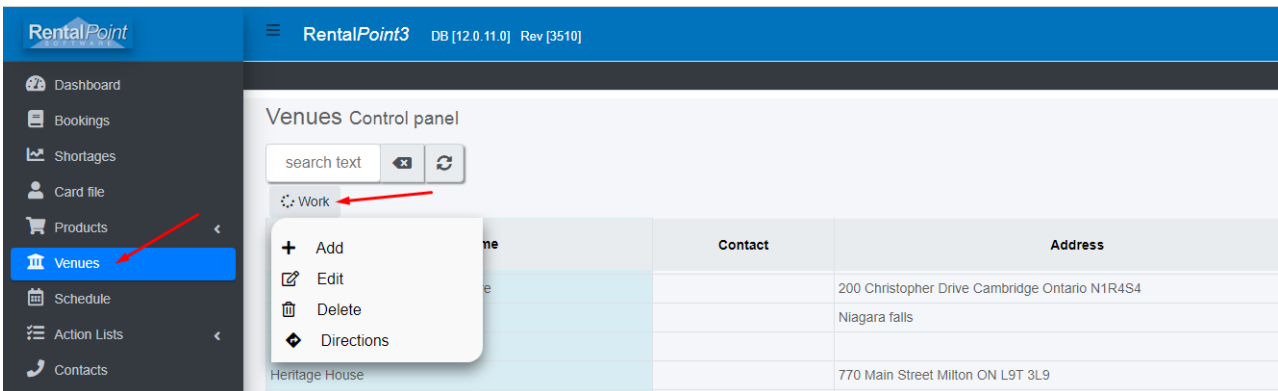
Payment Terms can also be set on a per booking basis if required.



Customers

When you first subscribe to RentalPoint, our Implementation Specialist will assist with importing your customers and contacts from Excel if desired. However, should you decide to set up your customers from scratch, see our detailed [Customer Setup Guide](#) for more information.

Venues



Edit Venue

Details | Notes | Contacts | Floorplan

Venue name
CENTRE IN THE SQUARE

Address
101 Queen Street North

City
Kitchener State
ON

Country
CANADA Zip Code
NNN 111



Website
https://centreinthesquare.com/

Phone 1
234 212 445-3675 Ext.

Phone 2
234 889 234 4567 Ext.

Fax
Country Area Number

Cell
Country Area Number


















 

Venues are used on the venue tab of a booking

RentalPoint
SOFTWARE
Booking: ABC100046
234234324 ✕

Dashboard

Please select the Tab you would like to work with

 Customer	 Calendar	 Equipment	 Crew
 Technician Hours	 Expenses	 Crew Notes	 Crew Other details
 Venue 	 Freight	 Floor plan	 Notes
 Payments	 Attachments	 Status	 Others

Venue / Delivery address

New
 Venue
 Delivery Address

Venue Name: Heritage House

Room:

Address: 770 Main Street

Line 2:

Suburb/Area: Milton State: ON

Country: Post Code: L9T 3L9

Web:

Phone 1: Country Code: Area Code: Number:

Phone 2:

Fax:

Find and link Contact: Search text: + Add Edit

Venue Contact:

Cell:

Additional Room Information

Floor Number:

Max Capacity:

Ceiling Height:

Venue Notes

Operators & Privileges

Access to the various software options is driven by Operator Privileges as set out by your RentalPoint System Administrator. Contact support@rentp.com for more details.