
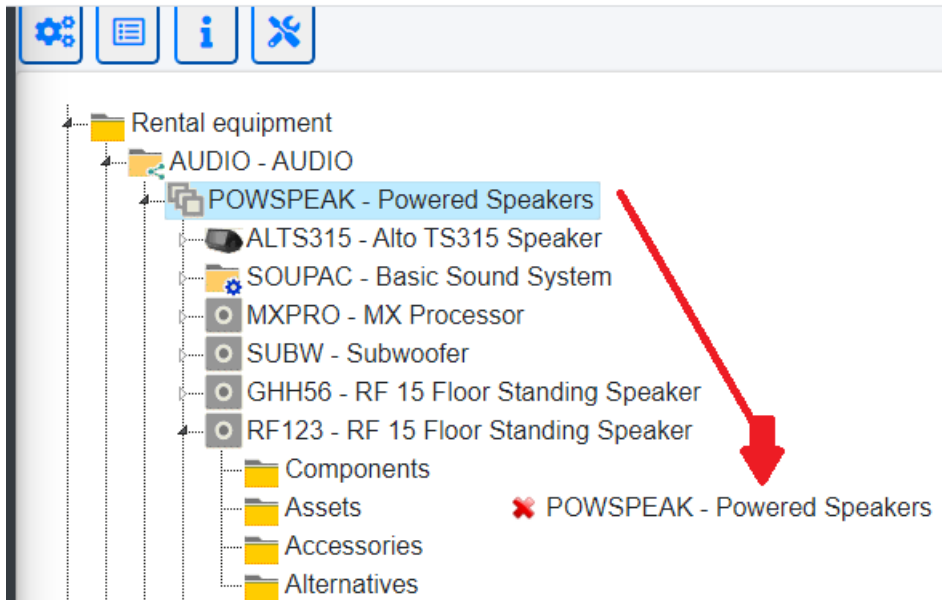



Move Inventory

Last Modified on 29/09/2021 11:50 am EDT

Inventory can be moved around in the tree structure using 'drag and drop' functionality. Using the mouse, simply click on the Group/Category/Product/Asset you want to move and drag it to its new position.

- The item will show an  icon when it cannot be placed in the location you have paused on (if you release the mouse button, the item will not be moved)



- Any approved destination will show a  icon. When the mouse button is released the item will be moved to the new position.

